

HSBC World Rugby Sevens Series Presentations 2016-17 V Las Vegas

Post-Final trophy and medal presentations are a vital element of the HSBC World Rugby Sevens Series and HSBC World Rugby Women's Sevens Series.

- The key objective of the presentations is to be quick, clean and consistent for broadcast
- As communicated by World Rugby there will be no Shield, Plate and Bowl trophies for 2016-17, with the Bowl being replaced by the Challenge Trophy
- Building on the success of the introduction of Rugby Sevens into the Olympic Games, the top three teams will receive Gold, Silver & Bronze medals, the final element of the presentation will feature all three teams on the podium
- All references to positions are from camera perspective (i.e. camera left or camera right)
- Essentially (World Rugby's Commercial Agency) will be in touch to discuss all production and branding requirements and to arrange a presentation run through in the build-up/during your tournament.

Challenge Trophy Presentation (Permanent Stage)



- Winners Board, Tournament Backdrop and Plinth (artwork provided by World Rugby)
- Winning team to shake hands of HSBC, World Rugby and Tournament VIPs
- Winning team to gather behind Winners Board
- HSBC VIP to hand over Challenge Trophy to Captain (to leave shot immediately)
- No medals to be distributed

Cup Final Presentation (Temporary Stage)

Step 1:

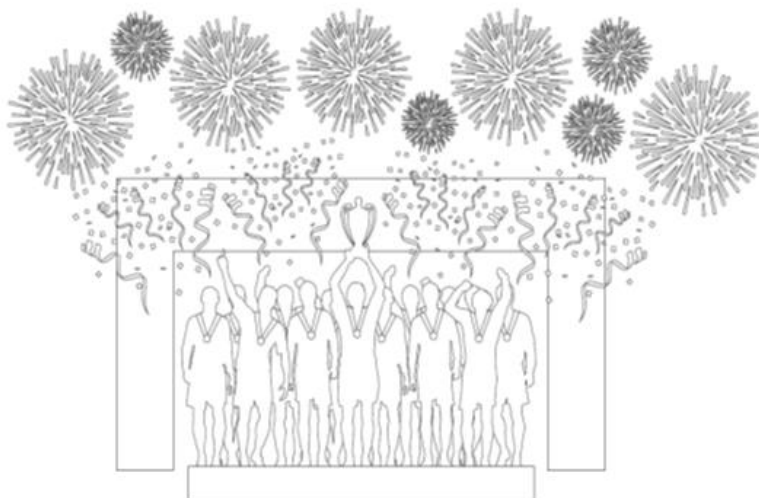
- Immediately following final whistle, World Rugby will interview the winning captain/coach (in front of tournament media backdrop) followed by the HSBC Player of the Final (in front of HSBC POF backdrop)
- Whilst arch and podium is set up on pitch, 1st, 2nd and 3rd placed teams are held by World Rugby/Tournament on the right of the Presentation arch
- Plinth to be positioned in the back left corner of the stage
- VIPs to line up on stage next to the plinth in order (from left to right): HSBC, World Rugby, Tournament
- Unbranded tournament staff to hold medals behind each VIP
- Each Tournament staff to hold 4x Bronze, 4x Silver and 5x gold medals
- Bronze medallists (players only) walk on stage in 3's to meet the 3 VIP's. With captain leading, players will shake hands and receive medals (around neck) before walking off stage left, where they are held (out of shot) by World Rugby staff
- Silver medallists (players only) walk on stage in 3's to meet the 3 VIP's. With captain leading, players will shake hands and receive medals (around neck) before walking off stage left, where they are held (out of shot) by World Rugby staff

Step 2:

- Gold medallists (including management) walk on stage in 3's to meet the 3 VIP's, shake hands and receive medals (around neck) before moving to the front of the stage
 - NOTE: Captain walks on stage last to receive their medal

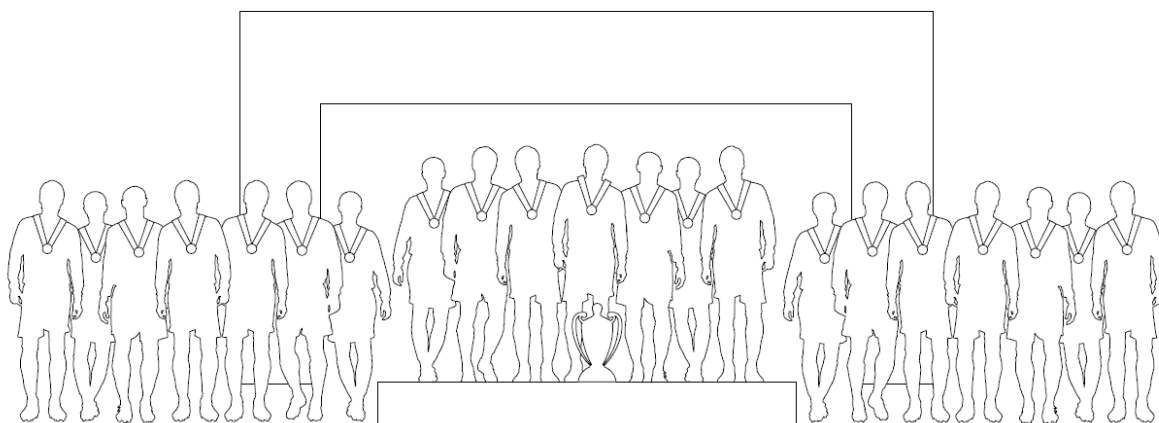
Step 3:

- Once all players are set, HSBC VIP picks up Cup Trophy from plinth and presents the captain with the trophy
- Cup lift including fireworks, streamers etc



Step 4:

- Silver and Bronze medallists invited back to Presentation Arch for an official podium photograph -
cued by World Rugby (and broadcast shot if appropriate)
 - Bronze medallists to be guided around back of media gating to ensure clean shot
- Players given opportunity to mingle with other medallists. Unofficial photograph to take place if appropriate



Tournament Responsibilities

- **Challenge Trophy:**
 - Ensure Tournament VIP pitch-side at HT of Challenge Trophy final for Tournament briefing
 - Ensure Backdrop, Winners Board, Plinth are brought onto pitch to agreed location
 - Briefing and placement of VIPs (HSBC, World Rugby and Tournament representatives)
 - Ensure players do not cover winners boards
 - Ensure photographers to stay within agreed area. Host Broadcast, 78Seventy and World Rugby photographer to be given prominent positions
- **Cup Trophy:**
 - Ensure Tournament VIP pitch-side at HT of Cup final for Tournament briefing
 - Ensure Presentation Arch, Podium and Plinth are brought onto pitch to agreed location
 - Briefing and placement of VIPs (HSBC, World Rugby and Tournament representatives)
 - Tournament to provide staff to hold medals on tray, on stage behind VIP's
 - Ensure photographers to stay within agreed area. Host Broadcast, 78Seventy and World Rugby photographer to be given prominent positions

World Rugby Responsibilities

- **Challenge Trophy:**

- Ensure HSBC & World Rugby VIP pitch-side at HT of Challenge Trophy final for Tournament briefing
- Ensure photographers to stay within agreed area. Host Broadcast, 78Seventy and World Rugby photographer to be given prominent positions

- **Cup Trophy:**
 - Ensure HSBC & World Rugby VIP pitch-side at HT of Cup Final for tournament briefing
 - Ensure Bronze medallists are pitch-side following final whistle
 - Brief HSBC VIP for HSBC Player of the Final presentation
 - Facilitation of winning player/coach & HSBC Player of the Final interviews following final whistle
 - Holding Gold, Silver & Bronze medallists to right of presentation arch (with help of Tournament) pre-presentation
 - Silver medallists to left of presentation arch during Cup lift (with help from Tournament)
 - Guide bronze medallists around the back of the media huddle to the right of podium
 - Ensure photographers to stay within agreed area. Host Broadcast, 78Seventy and World Rugby photographer to be given prominent positions
 - Facilitation of player/coach interviews following Cup Presentation

Production Items

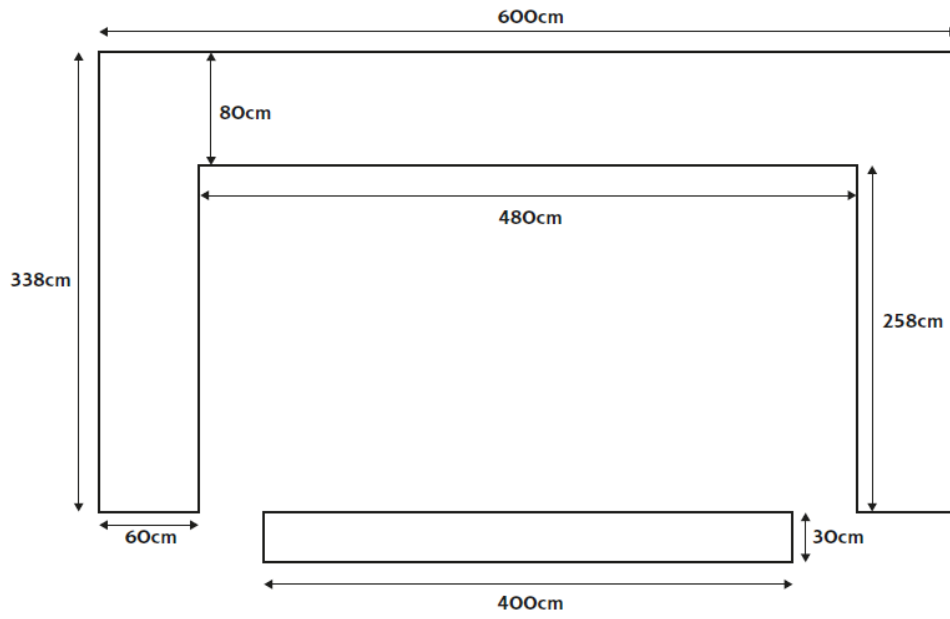
Challenge Trophy Presentation requirements:

- Challenge Trophy
- On Pitch Backdrop*
- Winners boards* (3m x 1m)
- Plinth* (120cm x 38cm per side)

Cup Trophy Presentation requirements:

- Cup Trophy
- 16 x Gold, Silver & Bronze Medals (including ribbons)
- Medal trays
- Presentation Arch structure* (600cm x 338cm)
- One Step Podium structure* (16 x 8 x 1 feet)
- Plinth* (120cm x 38cm per side)

*Artwork to be provided by World Rugby (see examples below)




Indicative Presentation Branding – provided by World Rugby

Presentation Arch and Podium



Trophy Plinth



Challenge Trophy Winners Board



If you have any queries, please contact:

World Rugby Media Manager:
eoin.mchugh@worldrugby.org

World Rugby Commercial Partnerships team:
baylee.knight@essentiallygroup.com
Patrick.russell@essentiallygroup.com
tom.wylie@essentiallygroup.com